

COMPANY

Dominion Hosting Holding S.p.A.

Via Caldera 21
20153 Milano
Tel.: +39 02 87365100

Fax: ---
http://www.dominion.it/



Nomad
ADVANCE SIM S.p.A.



Specialist broker
CFO SIM S.p.A.

ISIN **IT0005203622**

BLOOMBERG **DHH:IM**

REUTERS **DHH.MI**

Market Segment
AIM

Established on July 2015 and located in Milan, Italy, Dominion Hosting Holding SpA (DHH SpA) invests in the best hosting providers and SaaS businesses located in the emerging digital economies of the Euro-Mediterranean area. Currently DHH has portfolio companies in Italy, Italian Switzerland, Slovenia, Croatia and Serbia. DHH delivers strategic thinking, technology solutions and business know-how to help hosting and SaaS companies in emerging European countries improve their business and maximize their market impact.

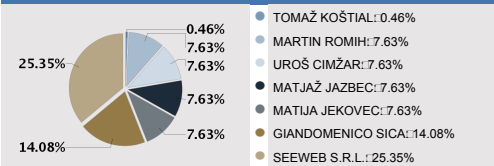
CORPORATE GOVERNANCE * (CG)

Executive	Non executive	Independent	BOARD MEMBERS	BOARD MEMBERS OWNERSHIP
•	•	•	Uroš Cimžar CEO	Antonio Baldassarra 360,000 shares on 8/29/17
•	•	•	Matija Jekovec COO	Giandomenico Sica 200,000 shares on 8/29/17
•	•	•	Antonio Baldassarra Board member	Uroš Cimžar 108,350 shares on 8/29/17
•	•	•	Guido Busato Independent Board Member	Matija Jekovec 108,350 shares on 8/29/17
•	•	•	Giandomenico Sica Executive President	Guido Busato 34,950 shares on 8/29/17
				TOP MANAGEMENT
				Giandomenico Sica Executive President
				Uroš Cimžar CEO
				Matija Jekovec COO

(1): Internal Control Committee (2): Compensation Committee (3): Nomination Committee

(CG) Corporate Governance: Traditional Model

SHAREHOLDERS *



Source: DHH SpA Update: 29/08/2017

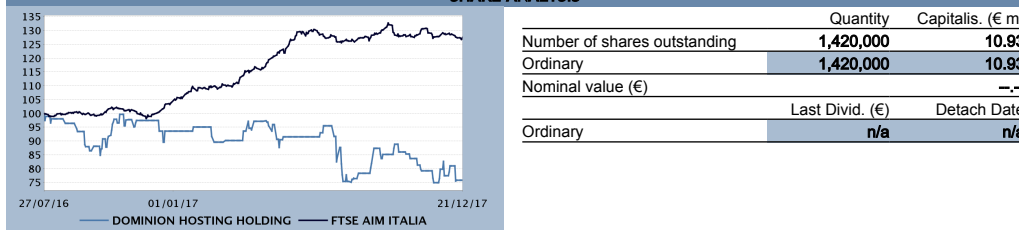
KEY FIGURES *

€m	Annual Results		Var %
	31/12/16	31/12/15	
Total Sales	3.95	3.54	'16 vs '15 11.46%
Ebitda	0.36	0.52	-31.96%
Ebitda margin	9.01%	14.75%	
Ebit	0.24	0.31	-23.87%
Ebit Margin	5.95%	8.71%	
Ebt	0.22	0.31	-29.74%
Ebt margin	5.57%	8.84%	
Net Result	0.16	0.24	-34.09%
E-Margin	3.94%	6.66%	

€m	Annual Results		Var %
	31/12/16	31/12/15	
Net Financial Debt / (Cash)	-3.18	0.26	
Net Equity	7.05	3.42	106.48%
Capital Employed	3.87	3.67	5.34%

Source: company data. The year-end closing is at December, 31. Values are expressed in Million Euro.

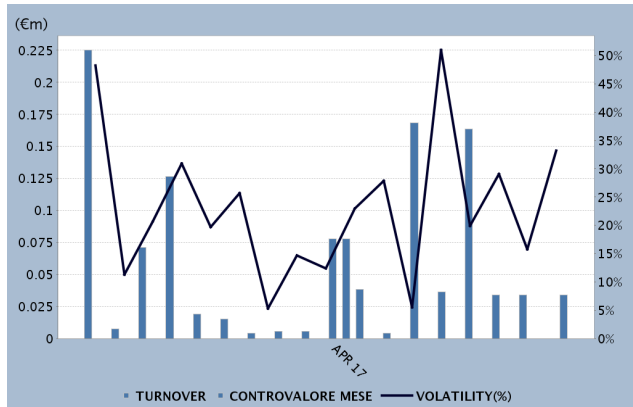
SHARE ANALYSIS



Last price	Ord	Performance	Ord
21/12/2017	7.70	-2Y	n/a
Price range (-2y)	Ord	-1Y	-15.38%
MAX	10.15	-3M	-10.88%
MIN	7.61	-1M	1.13%

TURNOVER AND VOLATILITY - STATISTICS FROM 02/01/2017 TO 21/12/2017

	Turn over	
	Total(€)	625,388
	Daily average(€)	2,502
	Number of shares traded	
	Total	73,350
	Daily average	293
	Number of trades	
	Total	236
	Daily average	1
	Volatility	25.53%
	Turnover velocity	5.25%



Source: Borsa Italiana. Data refer to the ordinary shares.

OTHER LISTED INSTRUMENTS ON BIT MARKET

IDEM STOCK FUTURES SECURITISED DERIVATIVES WARRANTS STOCK OPTIONS LISTED BONDS

* The above information has been provided and updated by the issuing company